


Monday

English

This week in English we are going to be reading and doing activities around the book:
Oi Frog by Kes Gray and Jim Field.
Oi Frog is a rhyming book.
We love rhyming books and you can be silly with your ideas.



What are rhyming words?

*Rhyming words are two or more **words** that have the same or similar ending sound.*

e.g boat goat moat float coat

*When you are trying to work out if two or more **words** rhyme, use your ears to listen as you say the **words** out loud. If they sound the same or similar, they rhyme.*

Now watch Kayla, Haggis and unicorn tell you all about rhyme...

<https://www.bbc.co.uk/bitesize/topics/zkvmjvhv/articles/zfypxyc>

If you have the book 'Oi Frog' by Kes Gray & Jim Field at home you and your adult can read it. If you don't, listen to the story on here: <https://www.youtube.com/watch?v=ltLi6xx4Yey>

With your adult can you remember what these words rhyme with? Use the book and clip to help you and write them in your home learning book.

log
cat
stool
chair
sofa

Can you remember any more?









This week we will be looking at...

Addition


Remember – adding two or more amounts

Today, you will be adding objects practically at home. Use some objects from around the house. You could use toy cars, beads or even pieces of pasta! Have a go at practically adding using these number sentences.

Maths

<p>ADDITION UP TO 20</p> $17+1=$ <input type="text"/>	<p>ADDITION UP TO 20</p> $2+10=$ <input type="text"/>
 <p>twinkl.co.uk</p>	 <p>twinkl.co.uk</p>
<p>ADDITION UP TO 20</p> $4+11=$ <input type="text"/>	<p>ADDITION UP TO 20</p> $14+6=$ <input type="text"/>
 <p>twinkl.co.uk</p>	 <p>twinkl.co.uk</p>
<p>ADDITION UP TO 20</p> $5+8=$ <input type="text"/>	<p>ADDITION UP TO 20</p> $5+14=$ <input type="text"/>
 <p>twinkl.co.uk</p>	 <p>twinkl.co.uk</p>
<p>ADDITION UP TO 20</p> $13+6=$ <input type="text"/>	<p>ADDITION UP TO 20</p> $3+12=$ <input type="text"/>
 <p>twinkl.co.uk</p>	 <p>twinkl.co.uk</p>

Topic	<p>Over the next 2 weeks we are going to be learning about the Rainforests.</p> <p>To start watch these clips.</p> <p>Where is the Rainforest? https://www.youtube.com/watch?v=OS2VrgRFCzc</p> <p>The Amazon (a grown up may need to help with the reading) https://www.youtube.com/watch?v=bYAZ3NWWgtc</p> <p>Rainforests https://www.youtube.com/watch?v=UYPQRRrR2o</p> <p>Discuss with your grown up the clips and ask a grown up to jot down your ideas in your home learning book.</p>
Phonics	<p>This week we will be recapping the oa sound and all the different (alternative) spellings for oa</p> <p style="text-align: center;"> oa as in boat oe as in toe o-e as in home ow as in snow </p> <p style="text-align: center;">Watch this episode of the alpha-blocks to remind you.</p> <p style="text-align: center;"> https://www.youtube.com/watch?v=UQFilBxEseg </p>



Tuesday	
English	<p>Let's remind ourselves all about rhyming words.</p> <p>What are rhyming words?</p> <p><i>Rhyming words are two or more words that have the same or similar ending sound.</i></p> <p style="text-align: center;"><i>e.g boat goat moat float coat</i></p> <p><i>When you are trying to work out if two or more words rhyme, use your ears to listen as you say the words out loud. If they sound the same or similar, they rhyme.</i></p>


Now watch Kayla, Haggis and unicorn tell you all about rhyme...

<https://www.bbc.co.uk/bitesize/topics/zkvmjhv/articles/zfypxyc>

Rhyming Words


For each of the below words, find 3 rhyming words.

Cat




1. _____
2. _____
3. _____

Dog




1. _____
2. _____
3. _____

Pen




1. _____
2. _____
3. _____

Man



1. _____
2. _____
3. _____

Bed



1. _____
2. _____
3. _____

Write them in your home learning book.

Today, you will be doing some addition number sentences in your home learning book. Have a go at some of these below.
Remember to give yourself a challenge!

Maths

Easy (10)	Medium (20)	Hard (100)
$3 + 1 =$	$7 + 3 =$	$29 + 7 =$
$6 + 2 =$	$10 + 4 =$	$9 + 31 =$
$3 + 4 =$	$6 + 12 =$	$64 + 5 =$
$7 + 2 =$	$0 + 10 =$	$75 + 6 =$
$0 + 2 =$	$12 + 8 =$	$7 + 80 =$
$3 + 5 =$	$7 + 11 =$	$92 + 8 =$


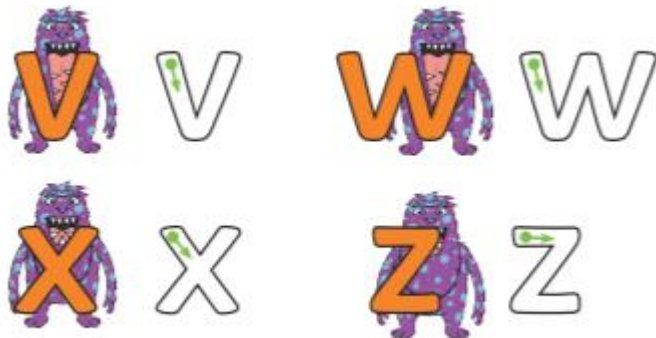
Art

Observational Drawing

Observational drawing is **drawing what you can see**. It can be a flower, a person, a landscape, whatever. But it is drawing what you see in front of you as realistically and as true to life as possible.

So let's have a go...

Find an object in your house that interests you. This could be a favourite toy, a piece of fruit, a spoon, anything you like. Hold it in your hand for a few minutes and look closely at it. What

	<p>shapes can you see? How does it feel in your hand? Rough, smooth, heavy, light. What colour is it? Light, dark?</p> <p>When you feel you have looked at it closely turn to the next page in your home learning book and draw what you can see. If you have colours try using them to colour in your object. If not try using your pencil to shade in the lighter and darker parts of your object. If in doubt just 'have a go'. It's your picture to draw.</p> <p>Take a picture and ask a grown up to upload it to your google classroom for your teachers and friends to see.</p>
Letter formation	 <p>This week we will be looking at forming the letters:</p> <p>v, w, x, y</p>  <p>Watch this: https://www.youtube.com/watch?v=x1uYdC0dQLQ</p> <p>Practise writing your letters in the air. Remember to start in the correct place</p>
Phonics	<p>Write these words in your home learning book:</p> <p>home crow toe nose boat foam elbow phone</p> <p>Can you put sound buttons them?</p> <p>Challenge Then tell me where the oa/ow/o-e/oe sound appears in the work?</p> <p>loaf</p> <p>e.g. • • • The 'oa' sound is in the middle of the word.</p>

Let's remind ourselves all about rhyming words.

What are rhyming words?

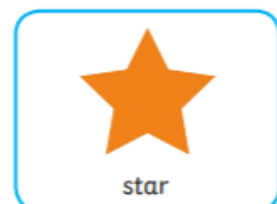

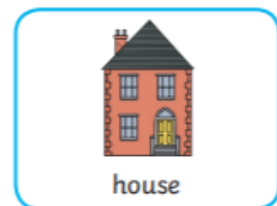

*Rhyming words are two or more **words** that have the same or similar ending sound.*

e.g boat goat moat float coat

*When you are trying to work out if two or more **words** rhyme, use your ears to listen as you say the **words** out loud. If they sound the same or similar, they rhyme*

In your home learning up copy the pictures and words and match the words that rhyme.

English



Maths

Today we are going complete some addition word problems.
Ask a grown-up to help you read them.

If you had 14 squares of chocolate and 5 chocolate fingers, how many do you have in total?



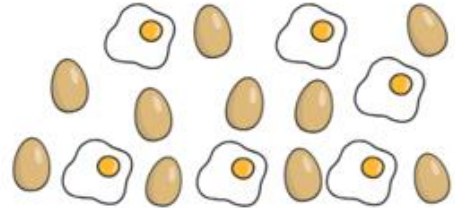
If you have 5 blackbirds and 9 robins in your garden, how many are there?



If you had 8 milk cartons and 9 juice cartons, how many would you have altogether?



If you have 10 boiled eggs and 6 fried eggs, how many would you have in total?



If you had 10 glass bottles and 3 plastic bottles, how many bottles are there altogether?



If you had 5 milkshakes and 2 fizzy drinks, how many drinks do you have in total?



Topic

Watch these clips again

Where is the Rainforest?

<https://www.youtube.com/watch?v=OS2VrgRFCzc>

The Amazon (a grown may need to help with the reading)





























<https://www.youtube.com/watch?v=bYAZ3NwVgtc>

Rainforests

<https://www.youtube.com/watch?v=UYYPQRRrR2o>


Think about what you discussed with your grown up yesterday.
What do you want to find out about the Rainforest?
Write it down in your home learning book.



Letter formation	<div data-bbox="587 40 1244 376">  </div> <p data-bbox="325 450 1455 546">Write the different letters using paint, colouring pencils, wax crayons or felt tips. Make sure you form them correctly.</p>																		
Phonics	<p data-bbox="389 555 1442 651">Read the words. Can you draw each picture and write the matching word next to it in your home learning book?</p> <table border="1" data-bbox="609 667 1212 1778"> <tbody> <tr> <td data-bbox="609 667 849 779"></td><td data-bbox="1032 667 1212 779">grow</td></tr> <tr> <td data-bbox="609 779 849 902"></td><td data-bbox="1032 779 1212 902">goat</td></tr> <tr> <td data-bbox="609 902 849 1014"></td><td data-bbox="1032 902 1212 1014">toes</td></tr> <tr> <td data-bbox="609 1014 849 1160"></td><td data-bbox="1032 1014 1212 1160">boat</td></tr> <tr> <td data-bbox="609 1160 849 1294"></td><td data-bbox="1032 1160 1212 1294">phone</td></tr> <tr> <td data-bbox="609 1294 849 1395"></td><td data-bbox="1032 1294 1212 1395">row</td></tr> <tr> <td data-bbox="609 1395 849 1541"></td><td data-bbox="1032 1395 1212 1541">globe</td></tr> <tr> <td data-bbox="609 1541 849 1641"></td><td data-bbox="1032 1541 1212 1641">home</td></tr> <tr> <td data-bbox="609 1641 849 1778"></td><td data-bbox="1032 1641 1212 1778">hoe</td></tr> </tbody> </table>		grow		goat		toes		boat		phone		row		globe		home		hoe
	grow																		
	goat																		
	toes																		
	boat																		
	phone																		
	row																		
	globe																		
	home																		
	hoe																		

Thursday	
English	Can you finish the elephant rhyming poem?

Elephant Poem




Elephant is large and she stomps her great feet.

Her size makes her scary to those she may _____.

With a trunk for a nose and big, floppy ears,

She's actually kind and nothing to _____.



meet

feet

seat

fear

near

hear

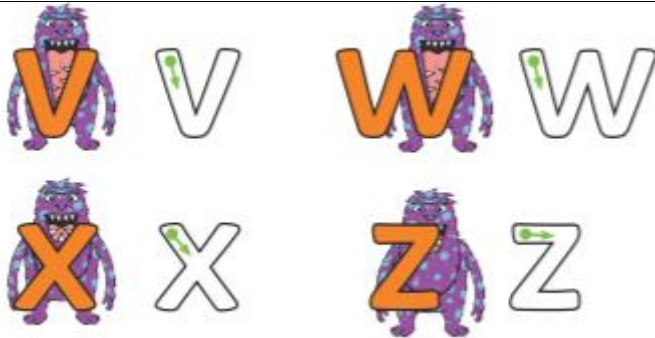
Challenge: Can you write your own poem like the one above using your own rhyming words?

Maths

Today we are going to do a maths treasure hunt. Ask your grown up write down some number sentences (you can use the ones from Wednesday). Then ask your grown up to hide them around the house / garden and then you have to find them and work out the answers. Remember you can use objects to help you.

Then try playing this game:

<https://www.helpingwithmath.com/resources/games/10a2-add-three-numbers01/10a2-add-three-numbers01.htm>

Topic	<p>Today we are going to look at where the Amazon Rainforest is and locate it on a map.</p> <p><i>The Amazon Rainforest is in South America and is the largest rainforest habitat in the world. The Amazon Rainforest reaches over many countries but most of it is in Brazil.</i></p> <p>Can you find on a map where Brazil is? What facts can you find out? Can you draw pictures to help you?</p> <p>Use your home learning book.</p>				
Letter formation	<div></div> <p>Practise your letters in sand, flour, a stick in some mud or even some glitter.</p>				
Phonics	<p>Draw this table in your home learning book. Ask a grown up help you. Then read the words on the grid and then sort them into the correct spellings.</p> <table><tr><td>oa</td><td>oe</td><td>o_e</td><td>ow</td></tr></table>	oa	oe	o_e	ow
oa	oe	o_e	ow		

	goat	toe	Home	toes
	goes	toad	snow	crow
	bone	nose	boat	phone
	grow	throne	potatoes	foam
	glow	road	elbow	goal